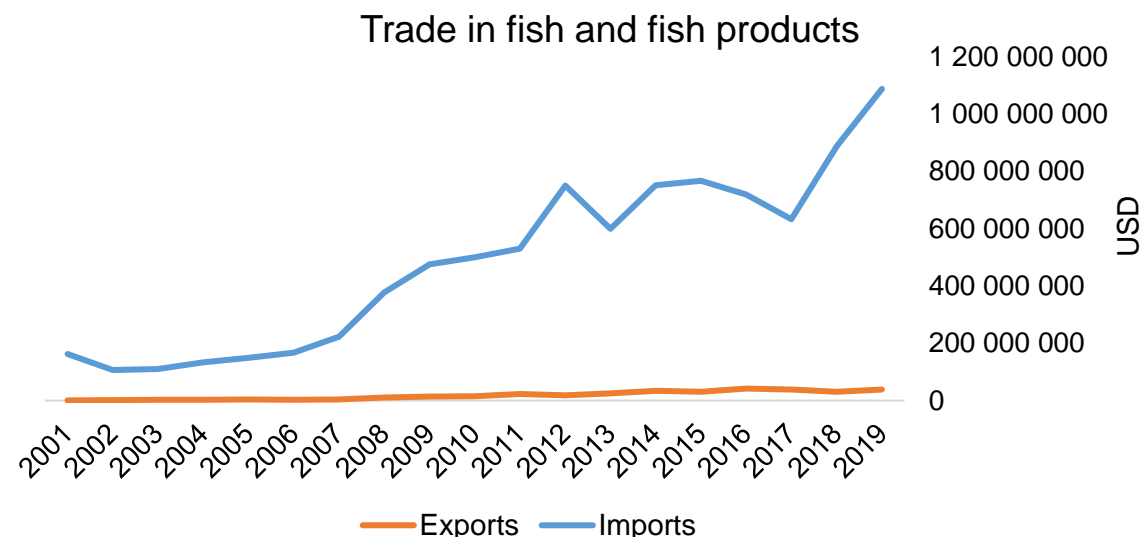




## COUNTRY BRIEF

Population	Ease of doing business rank
98 900 000	117th
Length of coastline	Exclusive economic zone
5 898 km	185 304 km²
Average GDP growth	GDP per capita
21.69%	USD 3 161



GDP from fisheries

N/A

Fish available for consumption

23.7 kg/capita

Imports of fish and fish  
products - 2019

USD 1 088 253 560

Agricultural GDP from fisheries

N/A

Fisheries and aquaculture  
production

Total 2 038 997 tonnes

Fisheries 19%

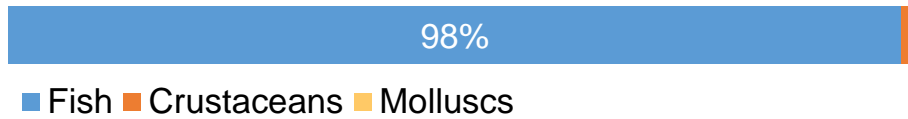
Aquaculture 81%

Exports of fish and fish  
products - 2019

USD 39 288 320

## Production and Trade Breakdown

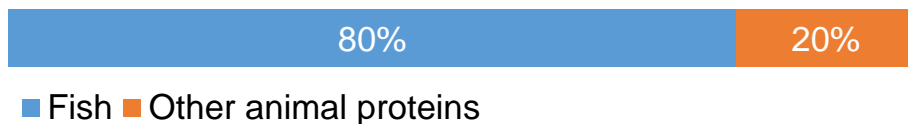
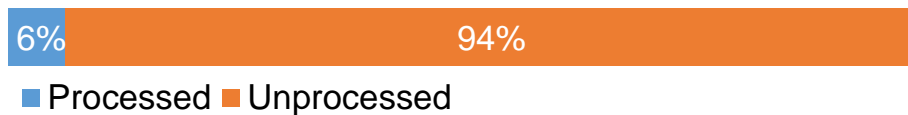
### Production by volume



### Imports by value



### Exports by value



## Production - Top 10 Species (Volume)

		Tonnes
1 <sup>st</sup>	Nile tilapia	1 221 904
2 <sup>nd</sup>	Mullets nei	284 469
3 <sup>rd</sup>	Common carp	79 873
4 <sup>th</sup>	Cyprinids nei	73 586
5 <sup>th</sup>	Silver, bighead carps nei	66 900
6 <sup>th</sup>	Mudfish	39 507
7 <sup>th</sup>	Gilthead seabream	37 964
8 <sup>th</sup>	European seabass	30 556
9 <sup>th</sup>	Meagre	26 355
10 <sup>th</sup>	Sardinellas nei	14 526

## Imports - Top 10 Products (Value)

			USD
1 <sup>st</sup>	Mackerel	frozen; excluding fillets, livers and roes HS 0303.54	231 431 950
2 <sup>nd</sup>	Fish	frozen; excluding fillets, livers and roes HS 0303.69	200 165 190
3 <sup>rd</sup>	Shrimps, prawns	frozen HS 0306.17	164 141 660
4 <sup>th</sup>	Tunas, skipjack, bonito	prepared or preserved; whole or in pieces HS 1604.14	162 117 480
5 <sup>th</sup>	Herrings	frozen; excluding fillets, livers and roes HS 0303.51	113 143 910
6 <sup>th</sup>	Jack, horse mackerel	frozen; excluding fillets, livers and roes HS 0303.55	59 414 910
7 <sup>th</sup>	Fish, other than species in 0304	frozen fillets HS 0304.89	35 284 300
8 <sup>th</sup>	Fish, other than species in 0303	frozen; excluding fillets, livers and roes HS 0303.89	28 701 260
9 <sup>th</sup>	Squid, cuttlefish	live, fresh or chilled HS 0307.42	26 156 130
10 <sup>th</sup>	Pacific salmon	frozen; excluding fillets, livers and roes HS 0303.12	12 298 730

## Exports - Top 10 Products (Value)

			USD
1 <sup>st</sup>	Fish, other than species in 0302	fresh or chilled; excluding fillets, livers and roes HS 0302.89	11 953 160
2 <sup>nd</sup>	Tilapias	fresh or chilled; excluding fillets, livers and roes HS 0302.71	8 277 850
3 <sup>rd</sup>	Flat fish	fresh or chilled; excluding fillets, livers and roes HS 0302.29	6 036 770
4 <sup>th</sup>	Crustaceans	frozen; includes derivative flours, meals and pellets HS 0306.19	4 431 350
5 <sup>th</sup>	Crustaceans	live, fresh or chilled or flours, meals, pellets HS 0306.39	1 968 130
6 <sup>th</sup>	Lobsters	frozen HS 0306.12	1 345 640
7 <sup>th</sup>	Rock lobster, other sea crawfish	frozen HS 0306.11	1 204 510
8 <sup>th</sup>	Octopus	dried, smoked, salted or in brine HS 0307.59	784 020
9 <sup>th</sup>	Shrimps, prawns	prepared or preserved, in airtight containers HS 1605.29	692 120
10 <sup>th</sup>	Fish, other than species in 0303	frozen; excluding fillets, livers and roes HS 0303.89	495 380

# A GLOBEFISH Product

# Information, Disclaimer

# Sources

Established in 1984, GLOBEFISH is a multi-donor funded project in the Fisheries Division of the Food and Agriculture Organization of the United Nations (FAO), responsible for providing up-to-date market and trade information on fish and fish products.

[Visit our website](#)

[Subscribe to our newsletter](#) or [email us](#)

## Recent Publications



### [Globefish Highlights](#)

Our flagship publication, focused on prices and analysis of market trends covering a variety of major commodities. Released quarterly.



### [Chinese Fish Price Report](#)

Comprehensive coverage of Chinese price trends, market information for commercially significant species, along with industry news and policy updates. Released quarterly.



### [European Price Report](#)

Market and price analysis for fish and fish products in the European market. Released monthly.



This is the second edition of the GLOBEFISH Market Profiles produced for this country, and was made at the beginning of 2022.

These profiles are based on nationally reported data or information published by international agencies. As the profile is intended to reflect the most up to date information available, reporting years may vary between sections and commodities.

The designations employed and the presentation of material in this information product do not imply the expression of any opinion whatsoever on the part of FAO concerning the legal or constitutional status of any country, territory or sea area, or the delimitation of frontiers or boundaries.

The data herein presented is compiled by FAO staff at the time of its production, "as is" and "as available", and every effort is made to ensure, but not guarantee, their timeliness, accuracy and completeness. FAO assumes no responsibility for errors and omissions in the data provided. Users are, however, kindly asked to report any errors or deficiencies in this product to FAO GLOBEFISH ([globefish@fao.org](mailto:globefish@fao.org)).

### Please note

Re-exports and re-imports are not included. The term N/A has been used to indicate that information was not found in the indicated sources. The classification of fish and fish products as either processed or unprocessed is very broad, and is intended for indicative purposes only.

### [HS codes for fish and fish products](#)

International trade codes for fish and fish products in a user friendly format.



Sources and time periods:

-Fishing and aquaculture production (2019):  
FAO's [Global Fishery and Aquaculture Production Statistics](#)

-Fish available for consumption (2017):  
FAO's [Fishery and Aquaculture Statistics 2019](#)

-Population (2019), GDP Growth (2015-2019), GDP per Capita (2019):  
IMF's [World Economic Outlook Databases](#)

-Imports, Exports and Share of Trade (2000-2019):  
FAO's [Global Fishery and Aquaculture Commodities Statistics](#)

-GDP, GDP from fisheries, GDP from agriculture (2019):  
World Bank's [World Development Indicators](#),  
OECD's [National Accounts Statistics](#) or  
UNSD's [National Accounts](#)

-Ease of doing business (2019):  
World Bank's [Ease of Doing Business](#) ranking

-Length of Coastline, Exclusive Economic Zone, Exclusive Fishing Zone (2003):  
UNEP's [Global Environment Outlook](#)

### [GLOBEFISH](#)

Explore more market information on the GLOBEFISH website



### [GLOBEFISH on ISSUU](#)

Read GLOBEFISH publications on ISSUU

